



NATIONAL GUIDANCE FOR PLASTIC POLLUTION HOTSPOTTING AND SHAPING ACTION



S1

Actionable hotspots formulation

September 2020



Implemented with



NATIONAL GUIDANCE FOR PLASTIC POLLUTION HOTSPOTTING AND SHAPING ACTION

Disclaimer

The designations employed and the presentation of the material in this publication do not imply the expression of any opinion whatsoever on the part of the United Nations Environment Programme concerning the legal status of any country, territory, city or area or of its authorities, or concerning delimitation of its frontiers or boundaries. Moreover, the views expressed do not necessarily represent the decision or the stated policy of the United Nations Environment Programme, nor does citing of trade names or commercial processes constitute endorsement.

Design and layout: Anna Mortreux | Anagram

Copyright © United Nations Environment Programme, 2020

Authorship



Alexandre Bouchet – EA
Paola Paruta – EA
Guillaume Billard – EA
Julien Boucher – EA

Quantis

Xun Liao – Quantis
Melissa Zgola – Quantis
Laura Peano – Quantis

HOW TO READ THIS DOCUMENT



MODULE

Modules are the instruction for the tools. Each module is composed of one or several tools. Technical modules focus on generating hotspot information by the technical team. Strategic modules focus on generating interventions and instruments by involving a wider group of stakeholders.



TECHNICAL MODULE



STRATEGIC MODULE



TOOL REFERENCE

Tools are the building blocks of the guidance. Tools are of three categories: input tools (for data collection), assessment tools (to generate the hotspots, interventions and instruments) and output tools (to provide summarised information and shareable data repository).



INPUT TOOL



ASSESSMENT TOOL



OUTPUT TOOL

White background

WORKFLOW SLIDE

Describes key stages and main actions to run the module and associated tools.

Grey background

SUPPORTING INFORMATION

Provides supporting information, references of background data.

Blue background

DEFINITIONS AND DESCRIPTIONS

Provides key definitions and high level objectives of the modules and tools.



S1

TABLE OF CONTENTS

- 5 ► Objective of the Module
- 6 ► Relationship of module S1 with other modules
- 7 ► Tools associated with module S1
- 8 ► Description of the tools within this module
- 9 ► How to use this module?

10



TOOL C Actionable hotspots formulation



OBJECTIVE OF THE MODULE

The aim of this module is to formulate key statements (called actionable hotspots) that summarise the hotspots found across the plastic value chain and within the country through modules T3 to T6. It is highly encouraged to proceed to this formulation stage in an iterative way by engaging stakeholders from the enabler group to eventually reach a consensus. The enabler group gathers stakeholders who represent the interests of the country and will eventually implement interventions. It can include policy makers as well as influential private sector decision makers

The output of this module is a list of actionable hotspots (between 10 and 30), which can be used to feed the intervention identification process.

DEFINITION OF AN ACTIONABLE HOTSPOT

An actionable hotspot should consist of one simple sentence clarifying what type of plastic is concerned (e.g., a polymer type or an application), where the leakage is expected to come from (either in terms of a geographical region or from different industrial sectors) and why the leakage happens, by pinpointing possible key drivers across the waste management system.

TOOLS WITHIN THIS MODULE

- **Tool C:** Actionable hotspots formulation

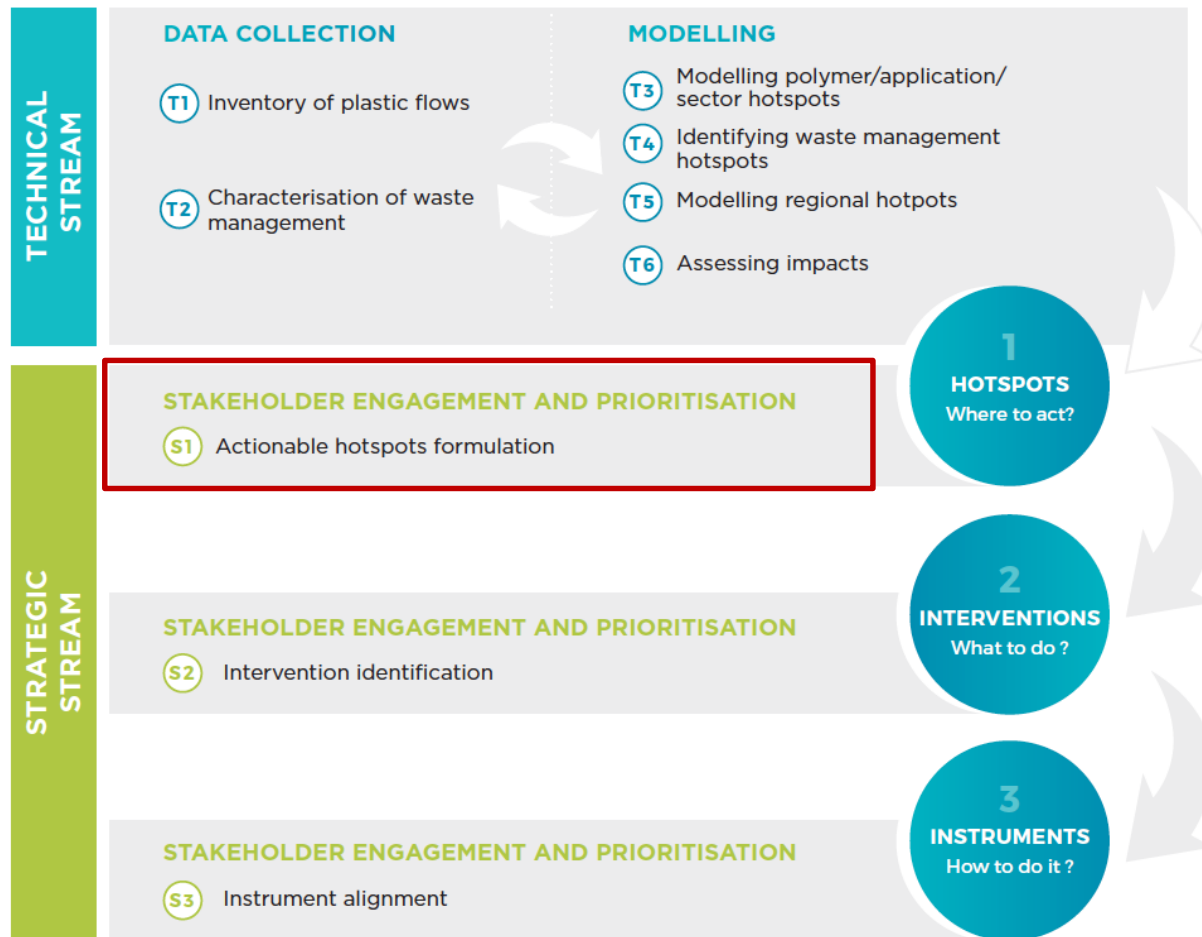


RELATIONSHIP OF MODULE S1 WITH OTHER MODULES

Module S1 is part of the strategic work stream. The results of this module are a list of actionable hotspots that are simple to understand and communicate to a wide range of stakeholders.

Module S1 more specifically intends to help answering the question WHERE TO ACT by formulating a final list of actionable hotspots after completing the technical stream of the hotspotting process (modules T1 to T6).

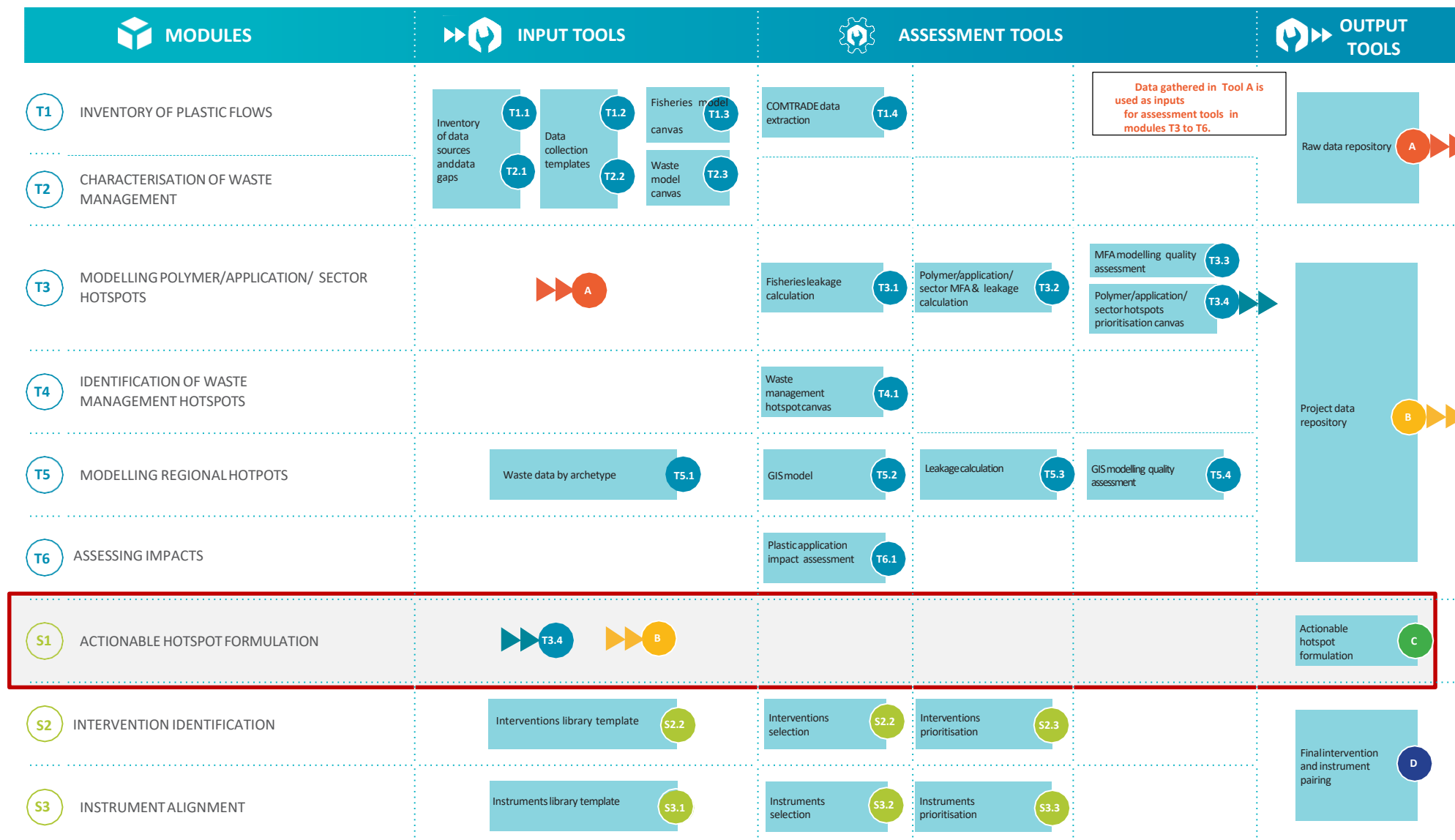
This process is intended to be partially mechanical and automated, and partially influenced by the judgment and decision-making of the user. Stakeholder engagement and input into the decision-making process is essential.






S1

TOOLS ASSOCIATED WITH MODULE S1



DESCRIPTION OF THE TOOLS WITHIN THIS MODULE



TYPE: ::
OUTPUT TOOL



OBJECTIVE:

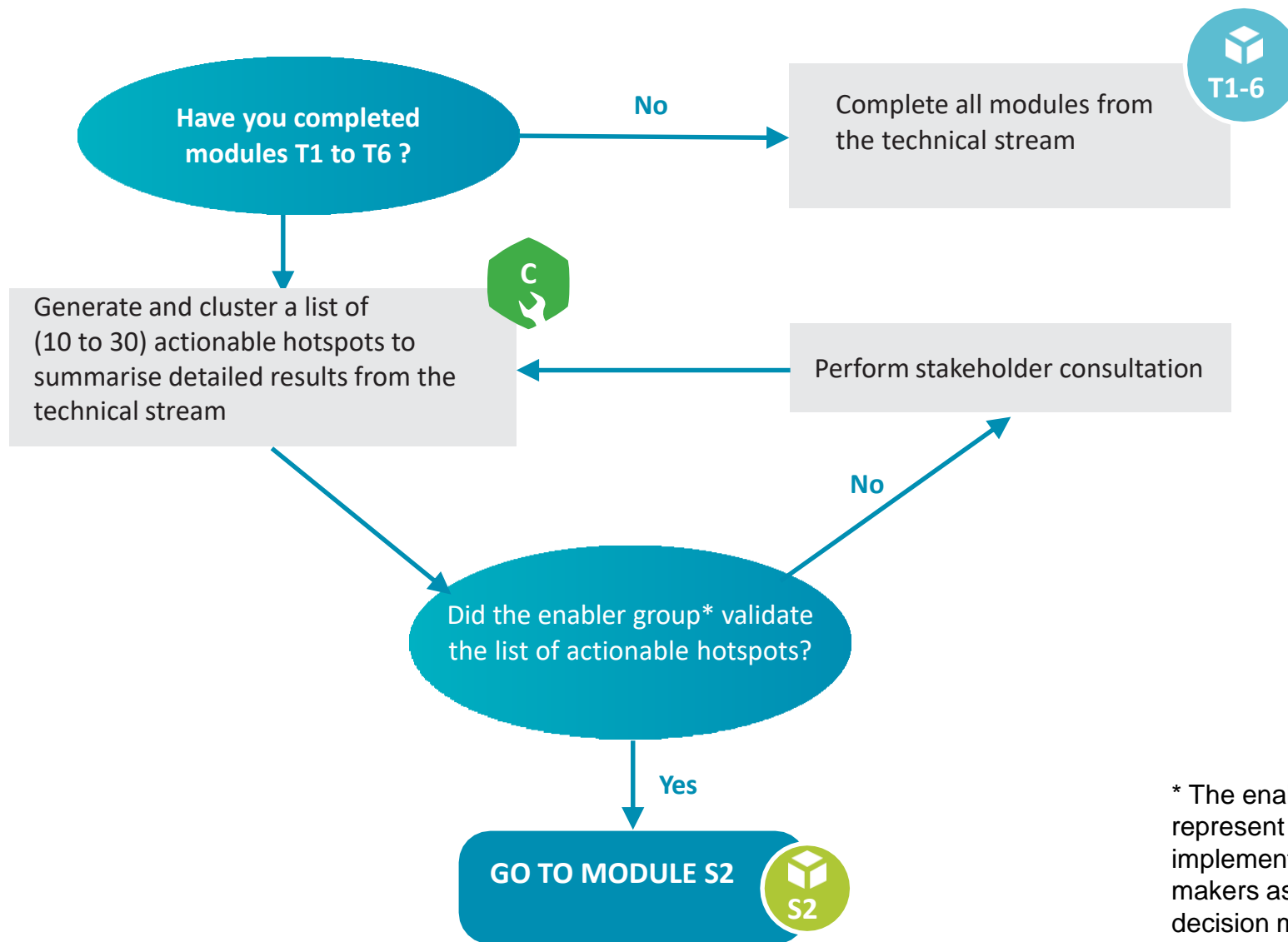
Formulate in a very explicit way the priority hotspots to mitigate in the country

This tool is available in the Excel Spreadsheet associated with this module.



S1

HOW TO USE THIS MODULE ?



* The enabler group gathers stakeholders who represent the interests of the country and will implement interventions. It can include policy makers as well as influential private sector decision makers

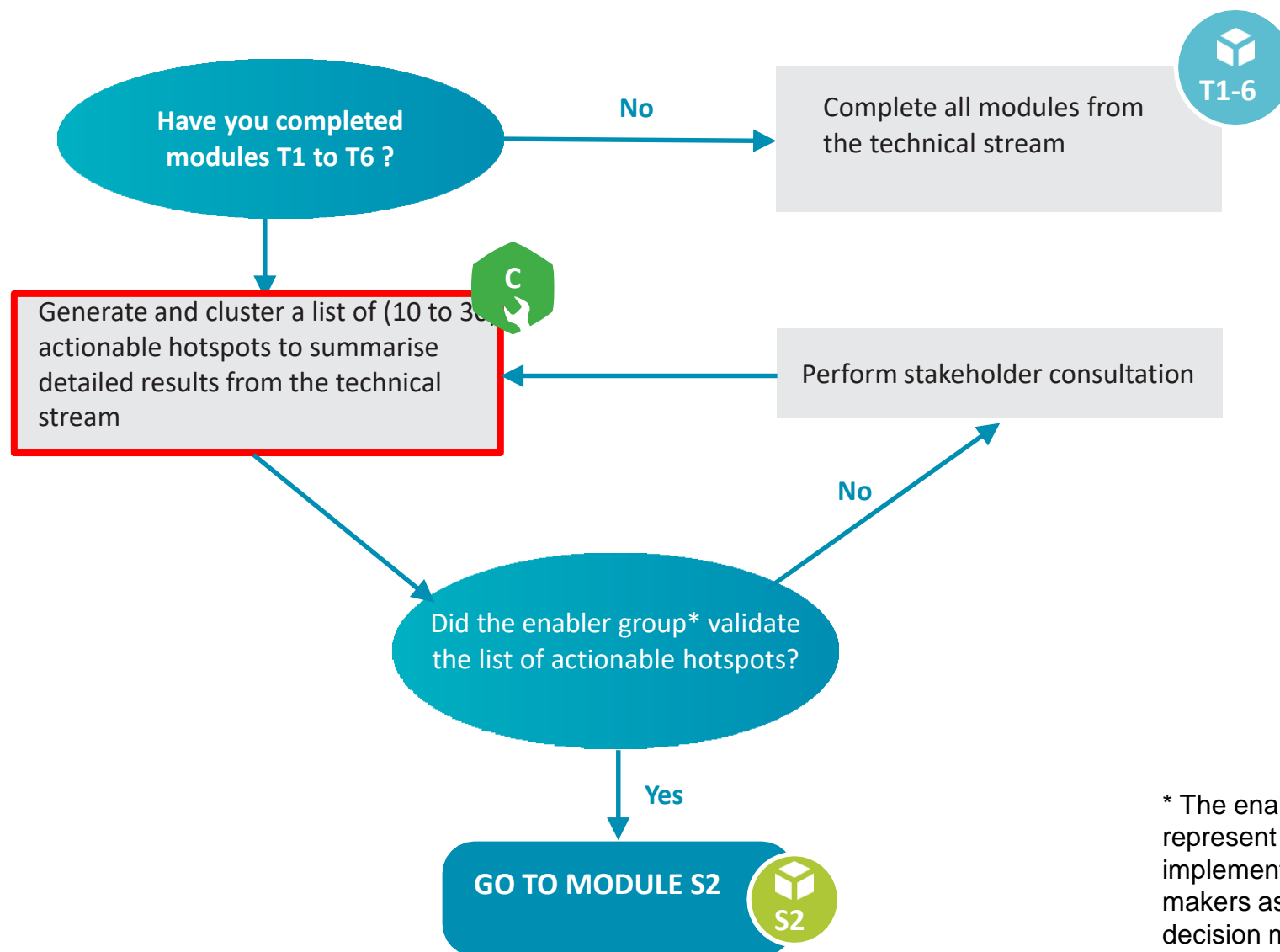


TOOL

C

Actionable hotspots formulation

HOW TO USE THIS TOOL?



* The enabler group gathers stakeholders who represent the interests of the country and will implement interventions. It can include policy makers as well as influential private sector decision makers

HOW TO FORMULATE AN ACTIONABLE HOTSPOT ?



Each actionable hotspot should consist of one simple sentence clarifying what type of plastic is concerned (e.g., a polymer type or an application), where the leakage is expected to come from (either in terms of a geographical region or from different industrial sectors) and why the leakage happens, by pinpointing possible key drivers across the waste management system.

To build relevant sentences, the user should use the detailed results obtained through the technical modules T1 to T6 and summarised in TOOL B.

The question of what is leaking can include information on the magnitude of leakage and the environmental impacts associated with this leakage.



List of actionable hotspots	
Fill the list of actionable hotspots	
#	actionable hotspot
H1	
H2	
H3	
H4	
H5	
H6	
H7	
H8	
H9	
H10	
H11	
H12	
H13	
H14	
H15	
H16	
H17	
H18	
H19	
H20	

Tool C (S1) consists in a very simple template where the hotspots sentences can be gathered and listed after following the instructions in the slide “How to formulate an actionable hotspot?”

This list will be then used as a basis to select appropriate interventions and instruments to address hotspots (see modules S2 and S3)

HOW TO CLUSTER THE ACTIONABLE HOTSPOTS ?

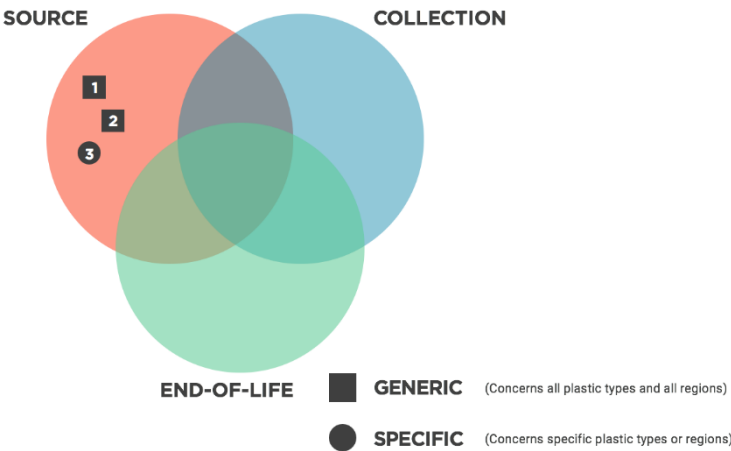


Example list of actionable hotspots

[#]	[ACTIONABLE HOTSPOT]	[■ / ●]
1	Plastic is leaking in because of high amount of waste being imported for recycling , that prevents local waste to be recycled.	■
2	Percentage of plastic in the waste stream is high and the waste generation rate drastically increases due to important economic growth in the country.	■
3	Plastic leaks from mega-city regions because they are densely populated areas with high plastic waste generation levels, close to waterways.	●



Clustering framework for actionable hotspots



Once the actionable hotspots are derived from the detailed results, they are clustered into a framework to characterise whether the hotspot is generic (concerns all plastic types and all regions) or specific (concerns specific plastic types or regions), and identify the key driver along the plastic value chain (at source, collection or end-of-life stage).

This framework provides the user with a guiding structure to help single out an appropriate category of interventions along the plastic value chain in Tool S2.2 when choosing possible interventions for a specific actionable hotspot (cf. Module S2).



Life Cycle Initiative

Implemented with



Contacts:

support@shaping-ea.com

feng.wang@un.org

Lynn.Sorrentino@iucn.org